


QLA-1000-12000-30-20

1~12GHz, 30dB, 2dB

Features:
 * Broadband
 * Low Noise

Applications:
 * Wireless
 * Receiver
 * Laboratory Test
 * Radar



Electrical

Frequency:	1~12GHz
Gain:	30dB min.
Gain Flatness:	±1dB typ.
Output Power (P1dB):	18dBm typ.
Noise Figure:	2.0dB typ.
Spurious:	-60dBc max.
VSWR:	1.6 typ.
Voltage:	+5V DC (Outline A) +6~15V DC (Outline B)
Current:	200mA typ.
Impedance:	50Ω

Environmental

Operating Temperature:	-20~+60°C
Non-operating Temperature:	-40~+85°C

Absolute Maximum Ratings*1

RF Input Power:	+5dBm
Voltage:	+7V (Outline A) +20V (Outline B)

[1] Permanent damage may occur if any of these limits are exceeded.

Mechanical

RF Connectors: SMA Female

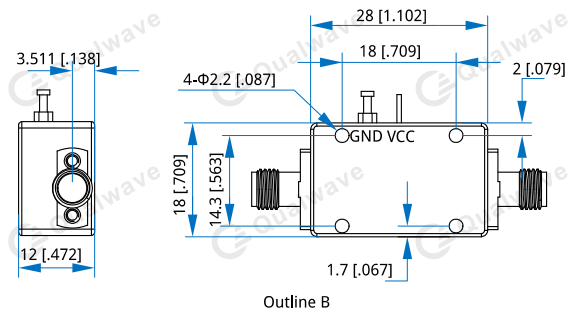
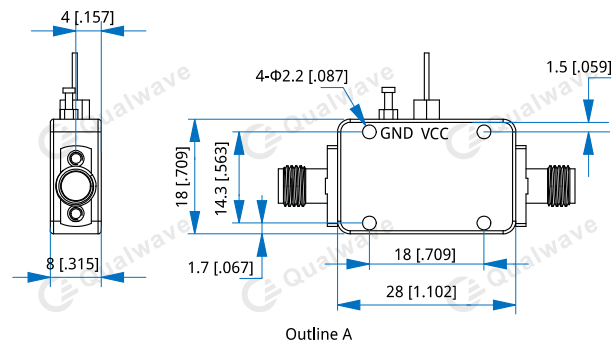
How To Order

QLA-1000-12000-30-20 - Outline A

QLA-1000-12000-30-20-1 - Outline B

Customization is available upon request.

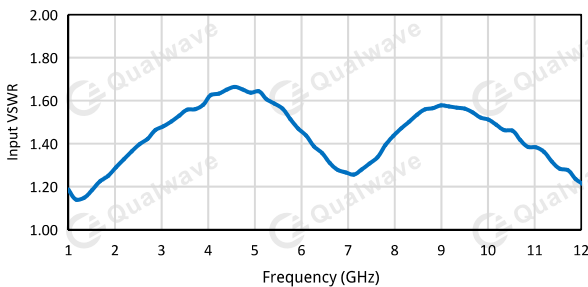
Outline Drawings



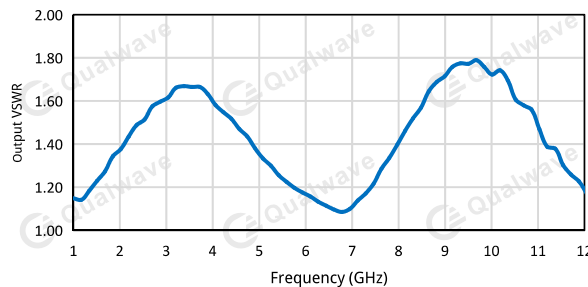
Unit: mm [in]
 Tolerance: ±0.5mm [±0.02in]

Typical Performance Curves

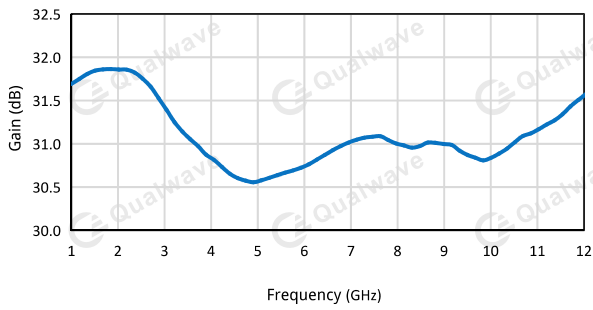
Input VSWR vs. Frequency



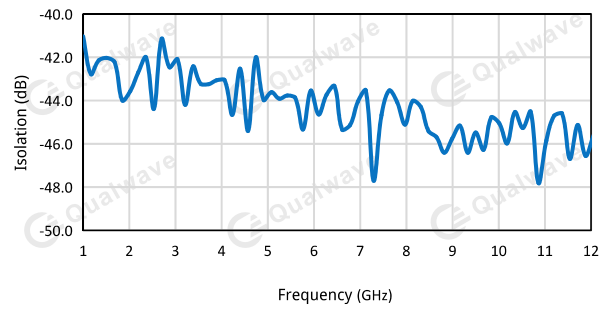
Output VSWR vs. Frequency



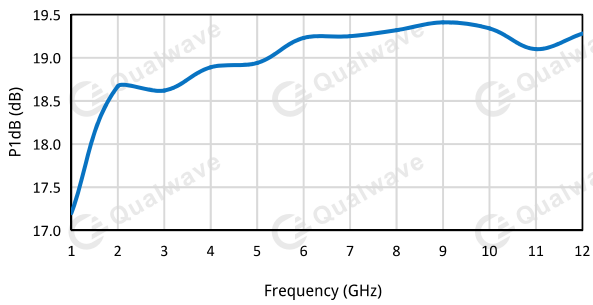
Gain vs. Frequency



Isolation vs. Frequency



P1dB vs. Frequency



Noise Figure vs. Frequency

