

QBTP-10-12000

High Power, 0.01~12GHz

Features:
 * Broadband
 * Small Size

Applications:
 * Telecom
 * Satcom
 * Laboratory Test
 * Instrumentation



Electrical

Frequency:	0.01~12GHz
Insertion Loss:	2dB typ.
VSWR:	1.5 typ.
DC Voltage:	100V max.
DC Current:	2.5A max.
RF Input Power:	100W max.
Isolation (RF to Bias Port):	30dB min.
Bias-Path Resistance:	0.1Ω
Impedance:	50Ω

Mechanical

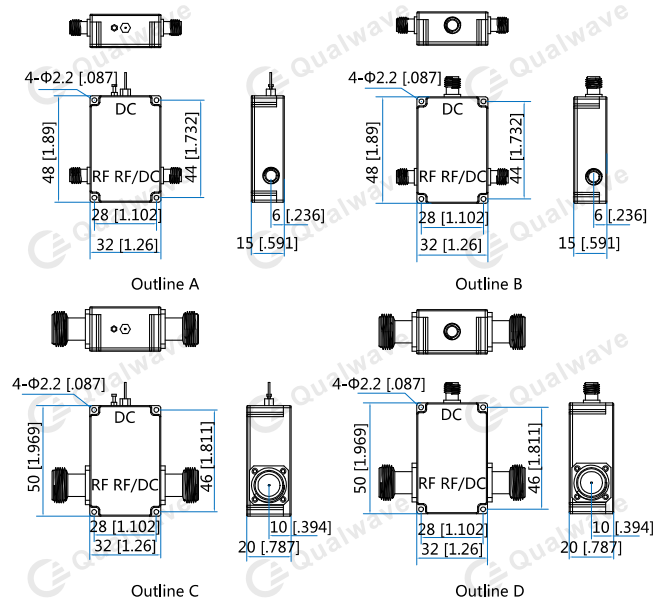
Connectors*1:	SMA Female N Female
Mounting:	4-Φ2.2mm through-hole

[1] Female connectors can be replaced with male connectors on request.

Environmental

Operating Temperature:	-40~+65°C
Non-operating Temperature:	-55~+85°C

Outline Drawings



Unit: mm [in]
 Tolerance: ±0.2mm [±0.008in]

How To Order

- QBTP-10-12000-S-01** - SMA (f) - SMA (f), DC in Pin, Outline A
- QBTP-10-12000-S-02** - SMA (f) - SMA (f), DC in SMA (f), Outline B
- QBTP-10-12000-N-01** - N (f) - N (f), DC in Pin, Outline C
- QBTP-10-12000-N-05** - N (f) - N (f), DC in SMA (f), Outline D

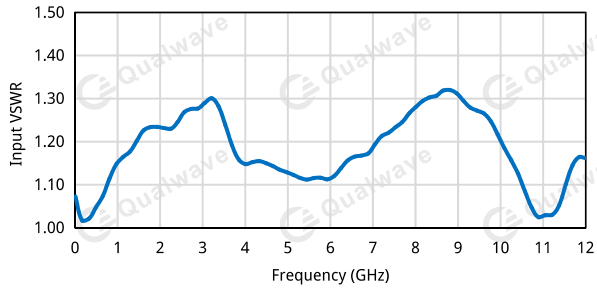
Examples:

To order a SMA (m) - SMA (f), DC in Pin, use part number QBTP-10-12000-S-01 by noting port RF: SMA male.

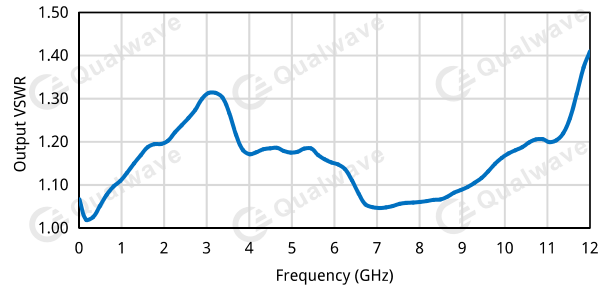
Customization is available upon request.

Typical Performance Curves
SMA

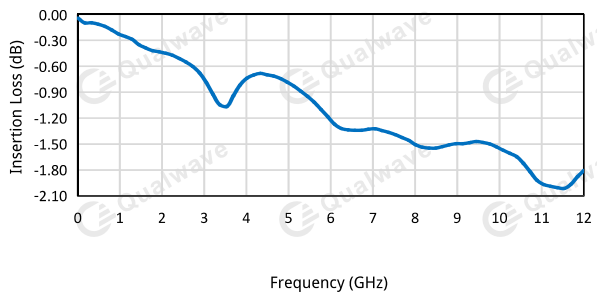
Input VSWR vs. Frequency



Output VSWR vs. Frequency



Insertion Loss vs. Frequency



Isolation vs. Frequency

