

QLA-0.1-40000-40-30

0.1MHz~40GHz, 40dB, 3.0dB

Features:
 * Broadband
 * Low Noise

Applications:
 * Wireless
 * Receiver
 * Laboratory Test
 * Radar



Electrical

Frequency:	0.1MHz~40GHz
Gain:	40dB min.
Gain Flatness:	±2dB typ.
Output Power (P1dB):	13dBm typ.
Noise Figure:	3.0dB typ.
Spurious:	-60dBc typ.
VSWR:	1.8 typ.
Reverse Isolation:	-50dB typ.
Voltage:	+5V~+8V DC
Current:	150mA typ. @+5V 280mA typ. @+8V
Impedance:	50Ω

Absolute Maximum Ratings*1

RF Input Power:	+18dBm
Voltage:	+9V

[1] Permanent damage may occur if any of these limits are exceeded.

Mechanical

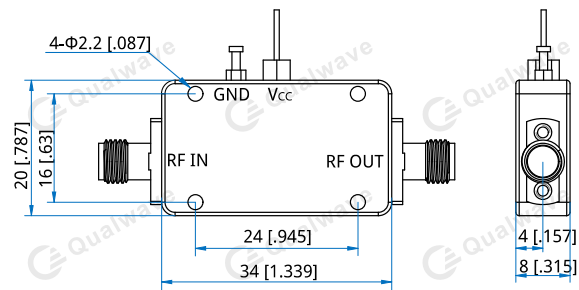
Size*2:	34*20*8mm 1.339*0.787*0.315in
RF Connectors:	2.92mm Female (Removable)
Mounting:	4-Φ2.2mm through-hole

[2] Exclude connectors.

Environmental

Operating Temperature:	-45~+85°C
Non-operating Temperature:	-55~+125°C

Outline Drawings



Unit: mm [in]
 Tolerance: ±0.2mm [±0.008in]

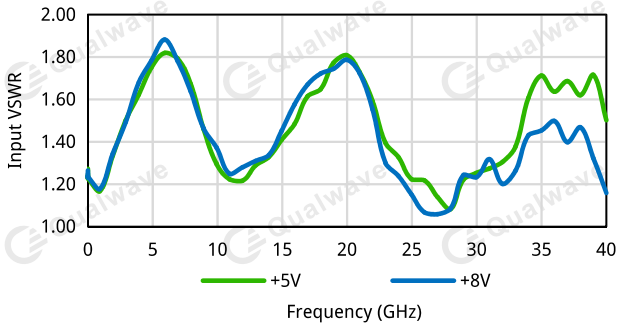
How To Order

QLA-0.1-40000-40-30

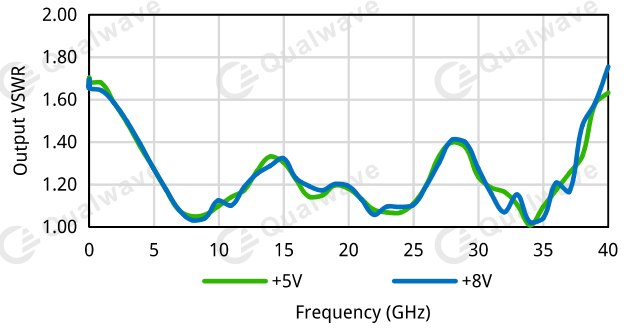
Customization is available upon request.

Typical Performance Curves

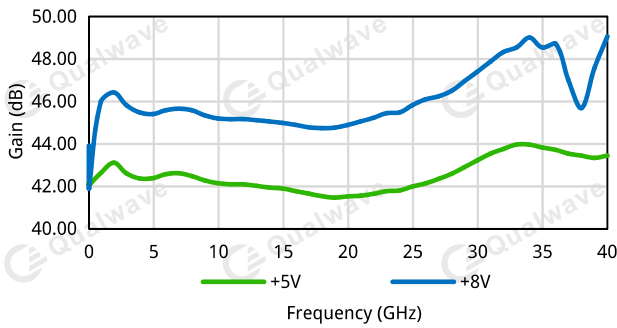
Input VSWR vs. Frequency



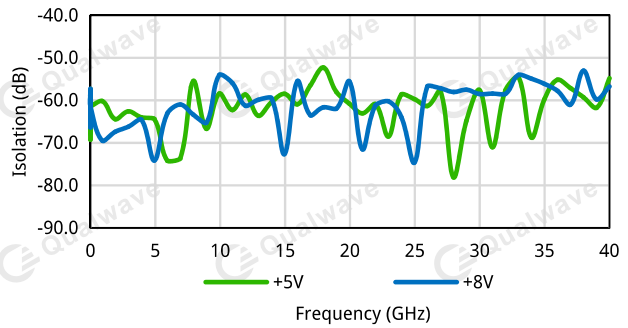
Output VSWR vs. Frequency



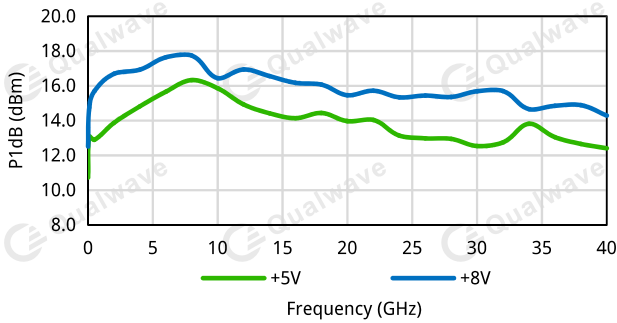
Gain vs. Frequency



Isolation vs. Frequency



P1dB vs. Frequency



Noise Figure vs. Frequency

