


QLA-1000-20000-50-25

1~20GHz, 50dB, 2.5dB

Features:
 * Broadband
 * Low Noise

Applications:
 * Wireless
 * Receiver
 * Laboratory Test
 * Radar



Electrical

Frequency:	1~20GHz
Small Signal Gain:	50dB typ.
Gain Flatness:	±3dB typ.
Output Power (P1dB):	16dBm typ.
Noise Figure:	2.5dB typ.
Spurious:	-60dBc max.
Reverse Isolation:	-60dB typ.
VSWR:	2 typ.
Voltage:	+5V DC (Outline A) +6~15V DC (Outline B)
Current:	200mA typ.
Impedance:	50Ω

Absolute Maximum Ratings*1

RF Input Power:	+20dBm
Voltage:	+7V (Outline A) +20V (Outline B)

[1] Permanent damage may occur if any of these limits are exceeded.

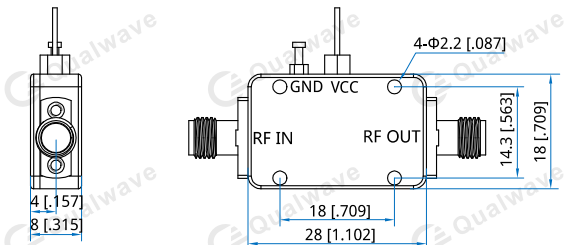
Mechanical

RF Connectors: SMA Female (Removable)

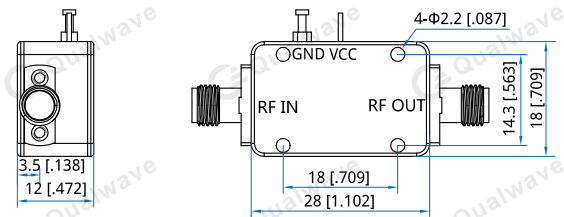
Environmental

Operating Temperature:	-45~+85°C
Non-operating Temperature:	-55~+125°C

Outline Drawings



Outline A



Outline B

Unit: mm [in]
 Tolerance: ±0.5mm [±0.02in]

How To Order

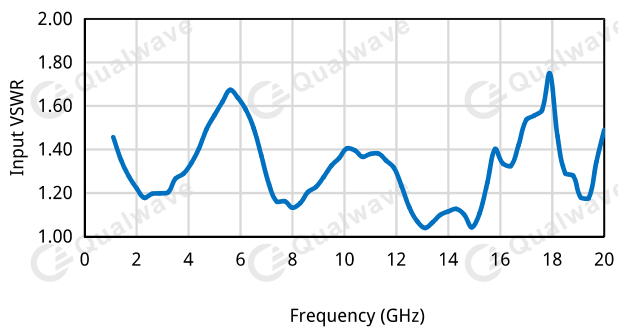
[QLA-1000-20000-50-25](#) - Outline A

[QLA-1000-20000-50-25-1](#) - Outline B

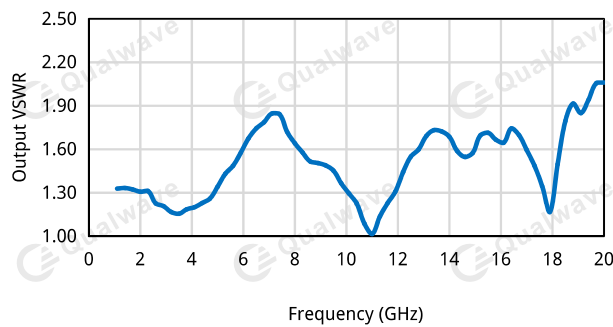
Customization is available upon request.

Typical Performance Curves

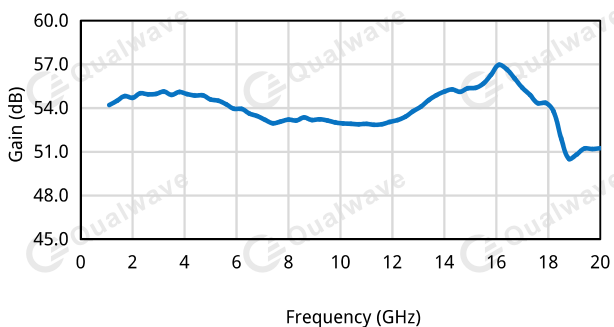
Input VSWR vs. Frequency



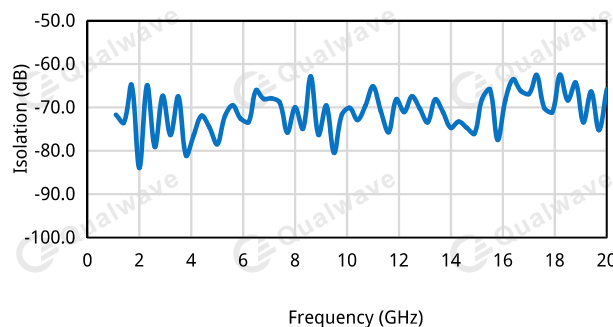
Output VSWR vs. Frequency



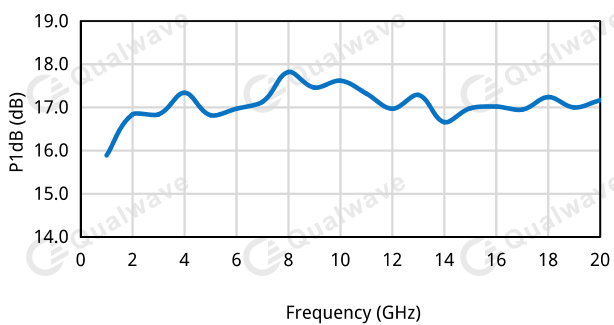
Gain vs. Frequency



Isolation vs. Frequency



P1dB vs. Frequency



Noise Figure vs. Frequency

