

QLA-18000-40000-55-30

18~40GHz, 55dB, 3.0dB

Features:
 * Broadband
 * Low Noise

Applications:
 * Wireless
 * Receiver
 * Laboratory Test
 * Radar



Electrical

Frequency:	18~40GHz
Small Signal Gain:	55dB typ.
Gain Flatness:	±2.5dB typ.
Output Power (P1dB):	15dBm typ.
Noise Figure:	3.0dB typ.
Spurious:	-60dBc max.
Reverse Isolation:	-55dB typ.
Input VSWR:	2 typ.
Output VSWR:	1.8 typ.
Voltage:	+5V DC (Outline A) +6~15V DC (Outline B)
Current:	200mA typ.
Impedance:	50Ω

Absolute Maximum Ratings*1

RF Input Power:	+18dBm
Voltage:	+6V (Outline A) +20V (Outline B)

[1] Permanent damage may occur if any of these limits are exceeded.

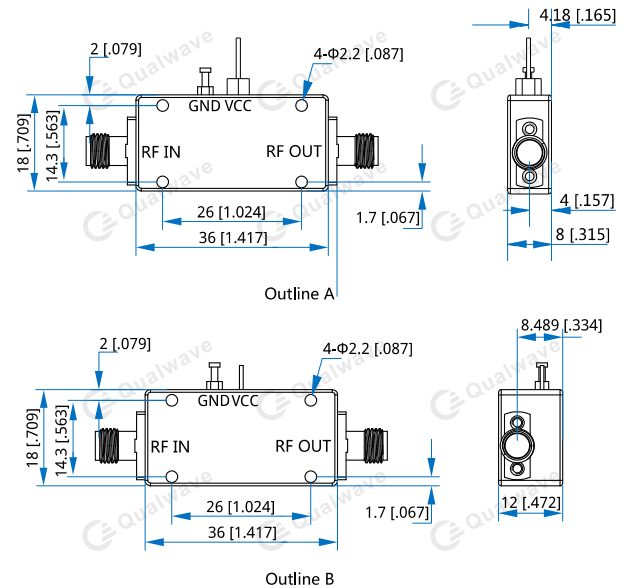
Mechanical

RF Connectors: 2.92mm Female (Removable)

Environmental

Operating Temperature:	-45~+85°C
Non-operating Temperature:	-55~+125°C

Outline Drawings



Unit: mm [in]
 Tolerance: ±0.5mm [±0.02in]

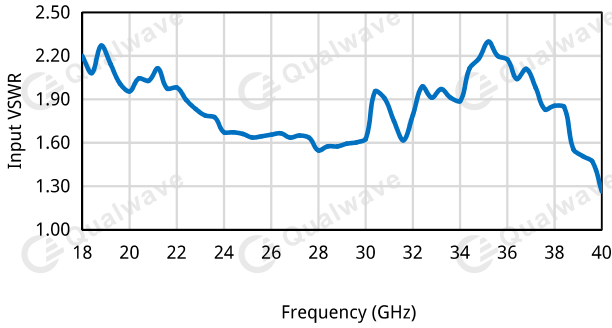
How To Order

QLA-18000-40000-55-30 - Outline A
 QLA-18000-40000-55-30-1 - Outline B

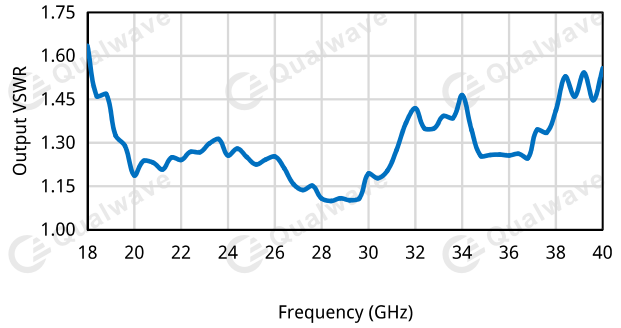
Customization is available upon request.

Typical Performance Curves

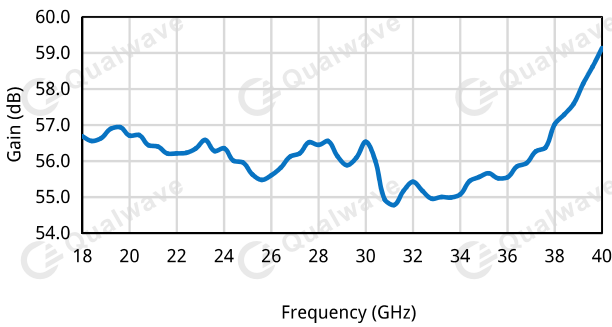
Input VSWR vs. Frequency



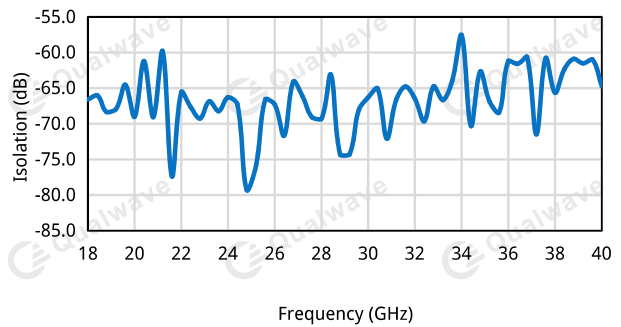
Output VSWR vs. Frequency



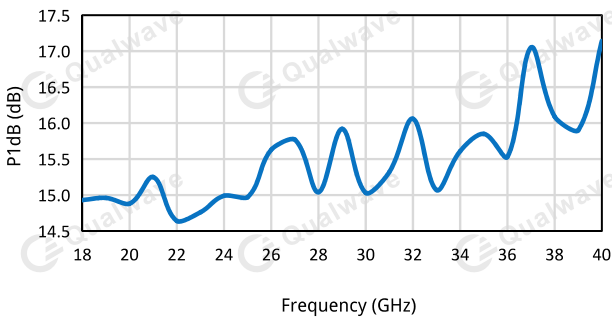
Gain vs. Frequency



Isolation vs. Frequency



P1dB vs. Frequency



Noise Figure vs. Frequency

